

Capital Improvement Program Update

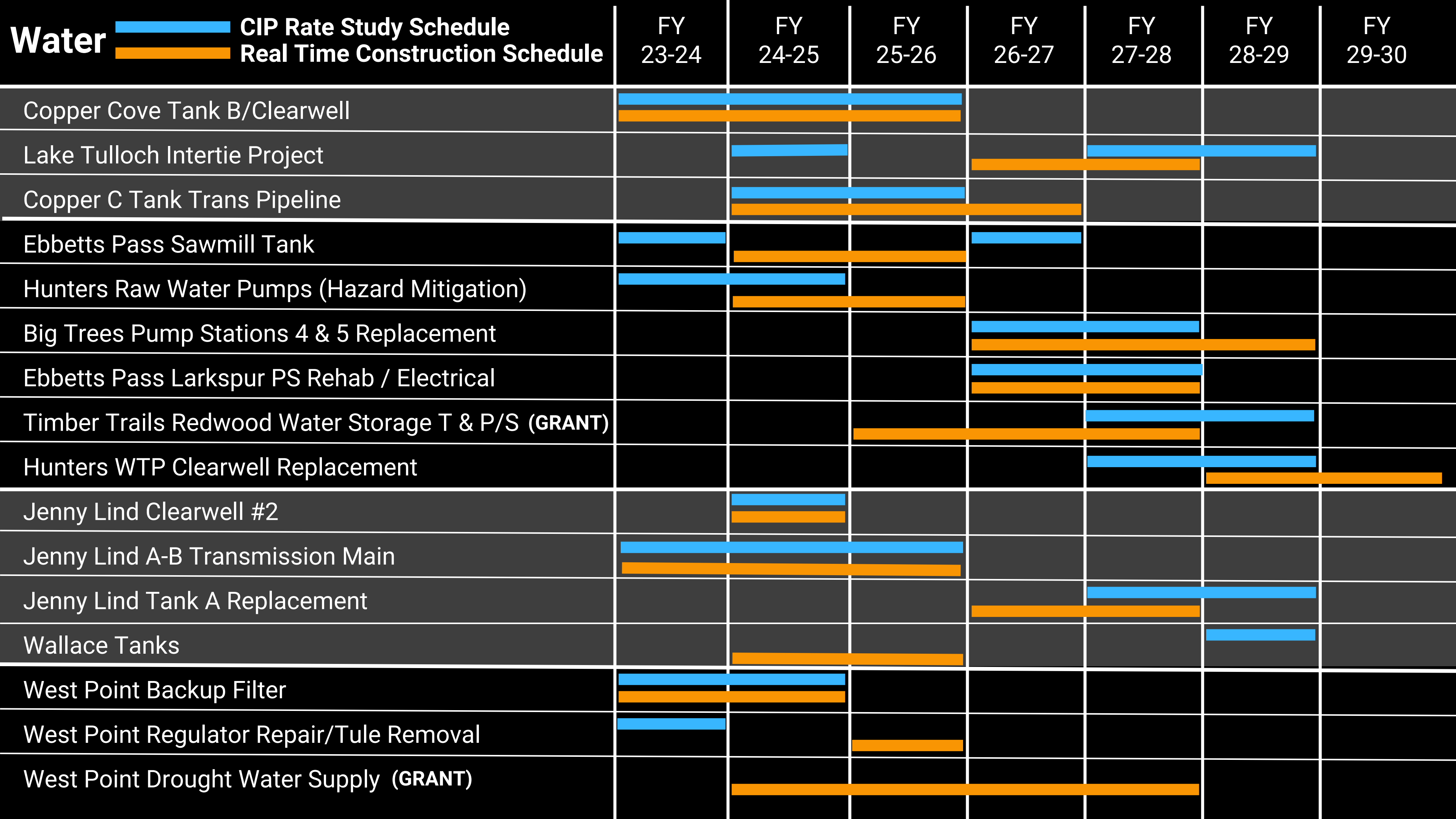
Key Points:

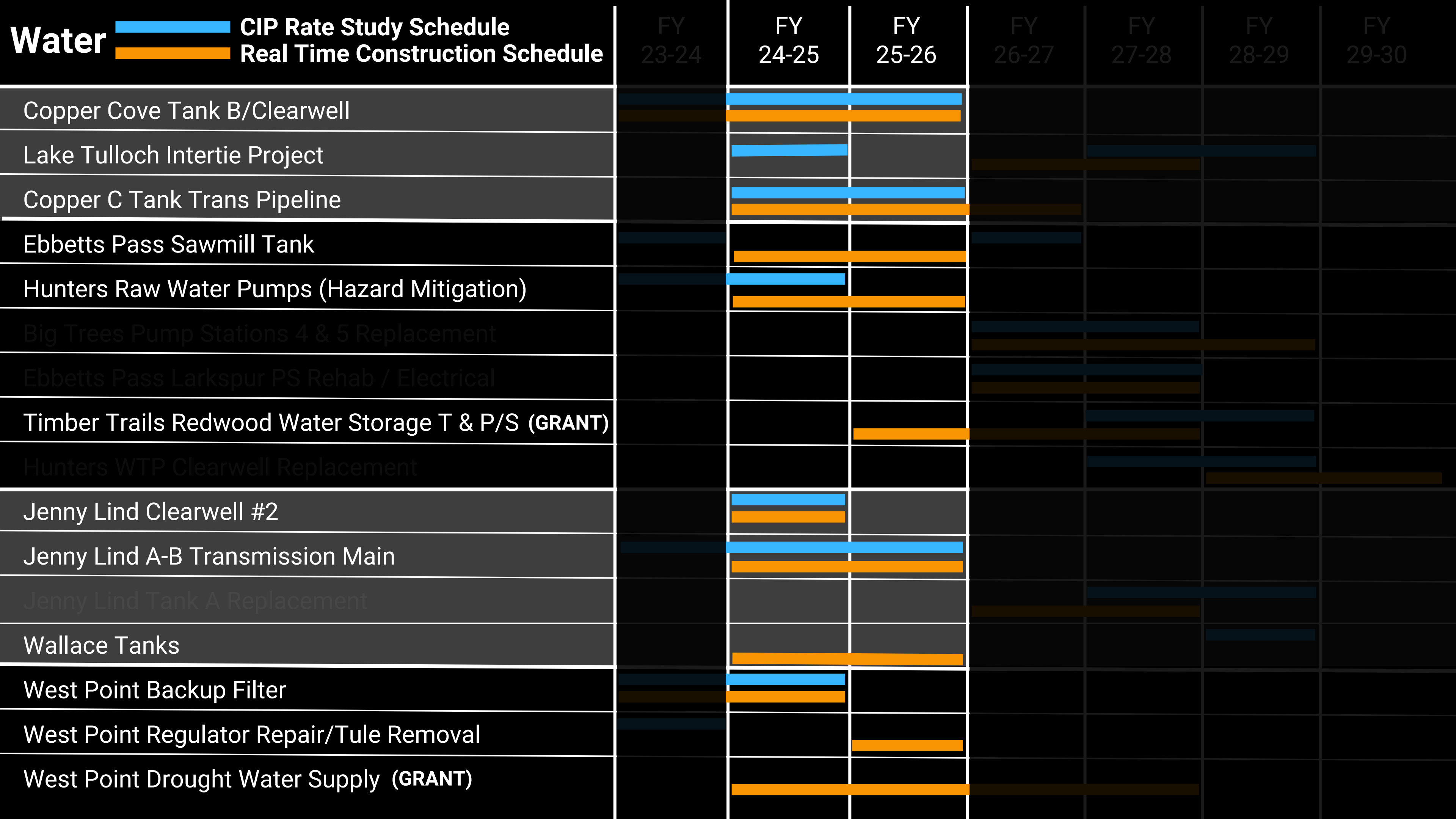
A large excavator is silhouetted against a bright, hazy sky. The excavator's arm is extended upwards and to the right, and its tracks are visible at the bottom. The overall scene is dark, with the bright sky providing a high-contrast background for the dark machinery.






















































- **2023 Rate Schedule - CIP Tracking**
- **Completed Projects**
- **Ongoing & New Construction Projects**

Water

2023 Rate Schedule - CIP Tracking



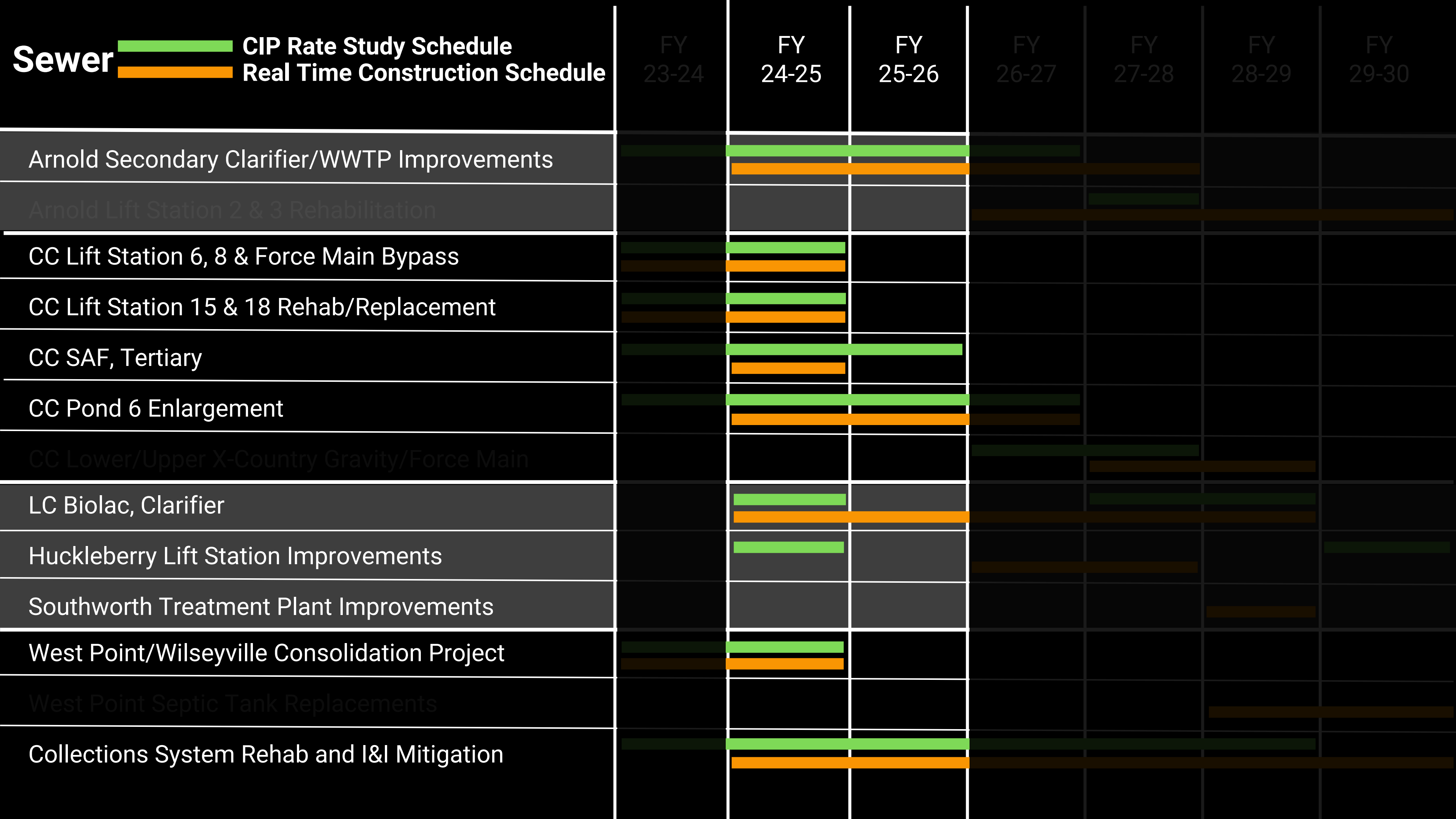


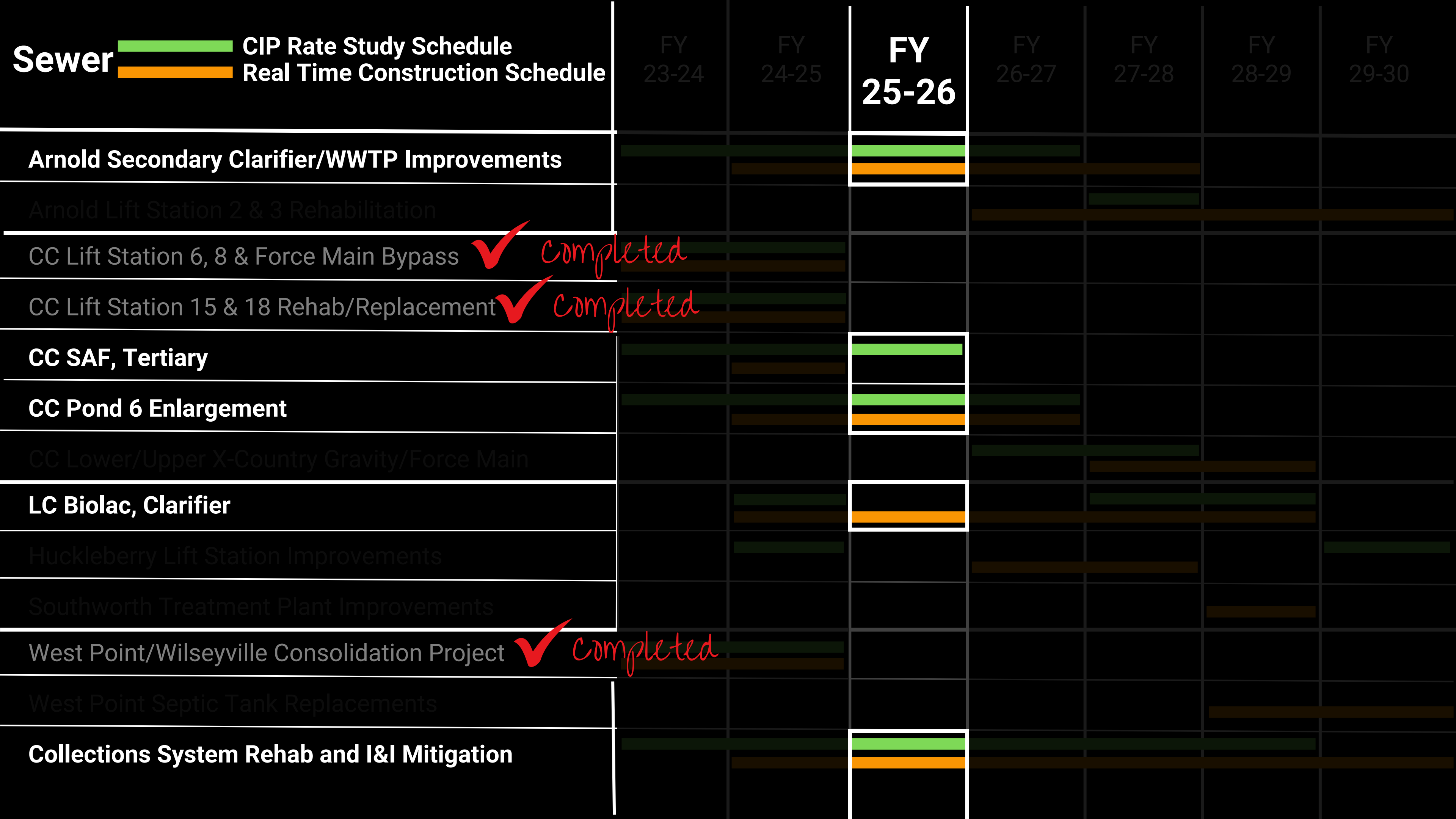
Water  CIP Rate Study Schedule  Real Time Construction Schedule	FY 23-24	FY 24-25	FY 25-26	FY 26-27	FY 27-28	FY 28-29	FY 29-30
Copper Cove Tank B/Clearwell			 				
Lake Tulloch Intertie Project				 			
Copper C Tank Trans Pipeline		 	 				
Ebbetts Pass Sawmill Tank							
Hunters Raw Water Pumps (Hazard Mitigation)							
Big Trees Pump Stations 4 & 5 Replacement				 			
Ebbetts Pass Larkspur PS Rehab / Electrical				 			
Timber Trails Redwood Water Storage T & P/S(GRANT)							
Hunters WTP Clearwell Replacement							
Jenny Lind Clearwell #2  <i>completed</i>		 					
Jenny Lind A-B Transmission Main			 				
Jenny Lind Tank A Replacement							
Wallace Tanks							
West Point Backup Filter  <i>completed</i>							
West Point Regulator Repair/Tule Removal							
West Point Drought Water Supply (GRANT)							

Sewer

2023 Rate Schedule - CIP Tracking

Sewer	CIP Rate Study Schedule		Real Time Construction Schedule				
	FY 23-24	FY 24-25	FY 25-26	FY 26-27	FY 27-28	FY 28-29	FY 29-30
Arnold Secondary Clarifier/WWTP Improvements	█	█	█	█			
Arnold Lift Station 2 & 3 Rehabilitation				█	█	█	█
CC Lift Station 6, 8 & Force Main Bypass	█	█					
CC Lift Station 15 & 18 Rehab/Replacement	█	█					
CC SAF, Tertiary	█	█					
CC Pond 6 Enlargement	█	█	█	█			
CC Lower/Upper X-Country Gravity/Force Main				█	█	█	
LC Biolac, Clarifier		█			█	█	
Huckleberry Lift Station Improvements		█		█	█		█
Southworth Treatment Plant Improvements						█	
West Point/Wilseyville Consolidation Project	█	█					
West Point Septic Tank Replacements						█	█
Collections System Rehab and I&I Mitigation	█	█	█	█	█	█	█






Projects to be Completed

FY
2024-2025

**Copper Cove Lift Stations
6, 8, 15 & 16 and Lift
Stations 12 & 13 Force
Main Bypass Project
(CIP 15076/15080)**



**Jenny Lind Clearwell #2
Rehabilitation
(CIP 11083)**



**Copper Cove Water
System Improvements
Project
B Tank & Clearwell
(CIP 11083C)**



**West Point and
Wilseyville Wastewater
Consolidation Project
(CIP 15091)**



**West Point Water Supply
Reliability Improvements
(CIP 11106)**



**AMI / AMR Project
(CIP 11096)**



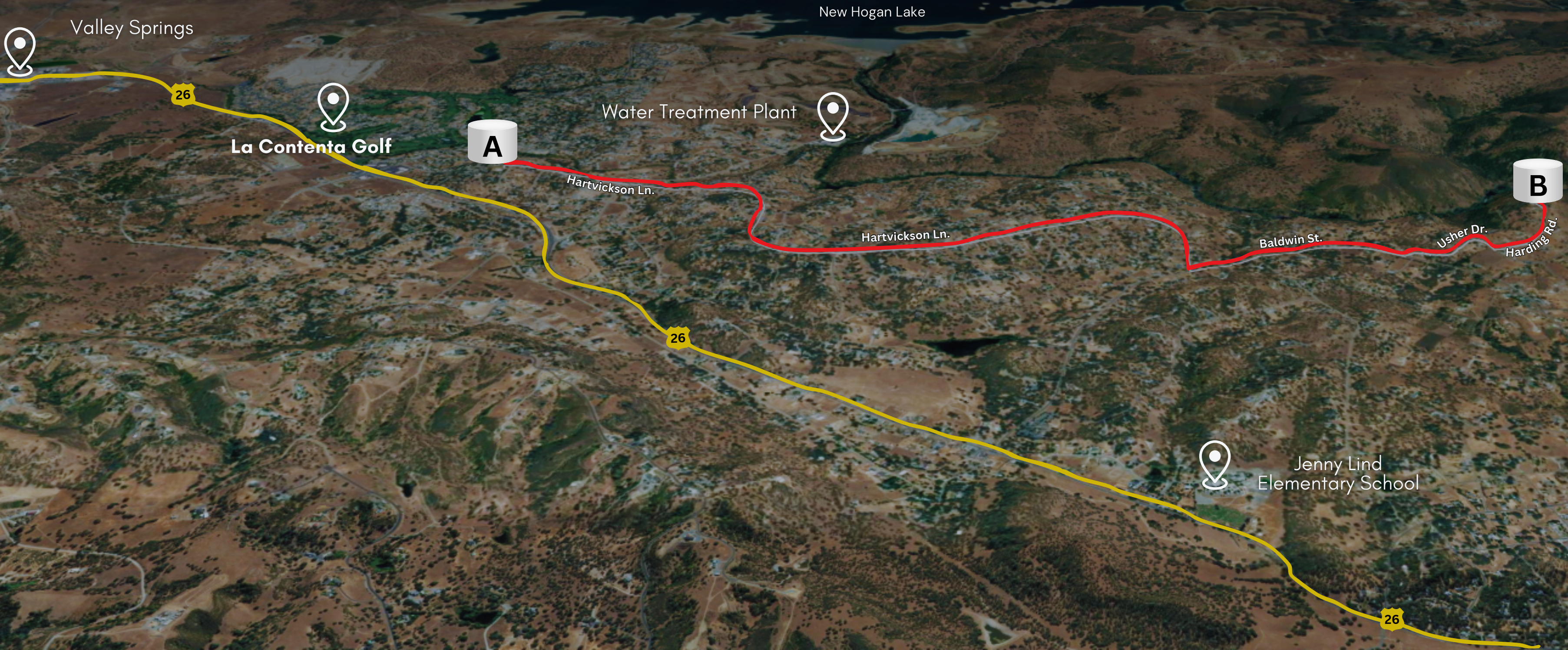
**Ongoing
&
Upcoming Projects**

Jenny Lind Water System A-B Water Transmission Pipeline (CIP 11088)

DA Woods has been
installing 14" Water
Transmission Main
along with new
Pressure Reducing
Stations.



Jenny Lind A - B Transmission Main Construction Project



Other Projects coming on line

Arnold Wastewater Secondary Clarifier Improvements Project
(CIP 15095)

Copper Cove C Transmission Line & Pump Station
(formally known and B-C Transmission Main)
(CIP 11122)

Sawmill Tank Management Program
(CIP 11083S)

Ebbetts Pass Hunters Raw Water Intake Pumps
(CIP 11103)

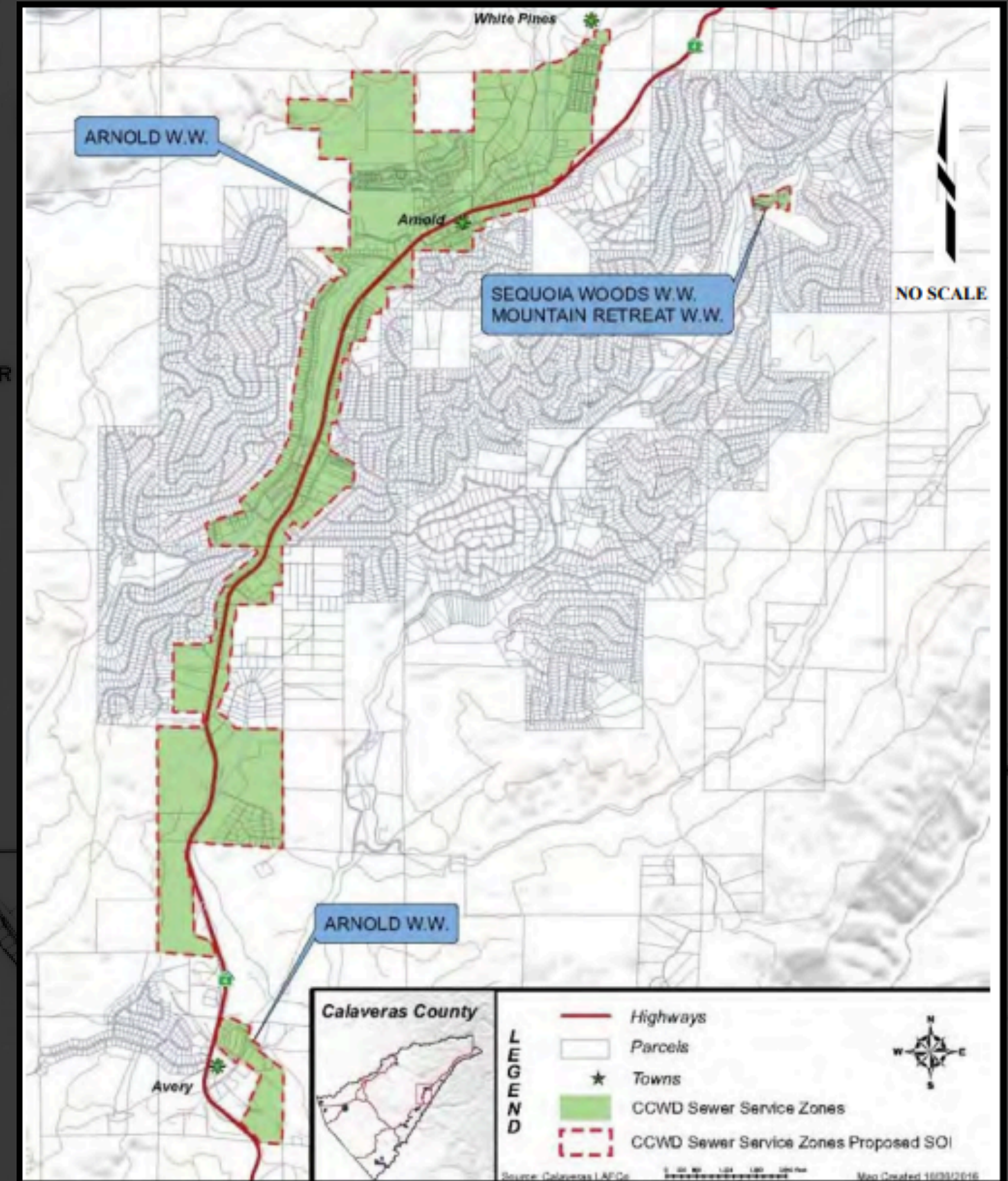
Huckleberry Lift Station
(CIP 15092)

Wallace Tank Replacement
(CIP11083W)

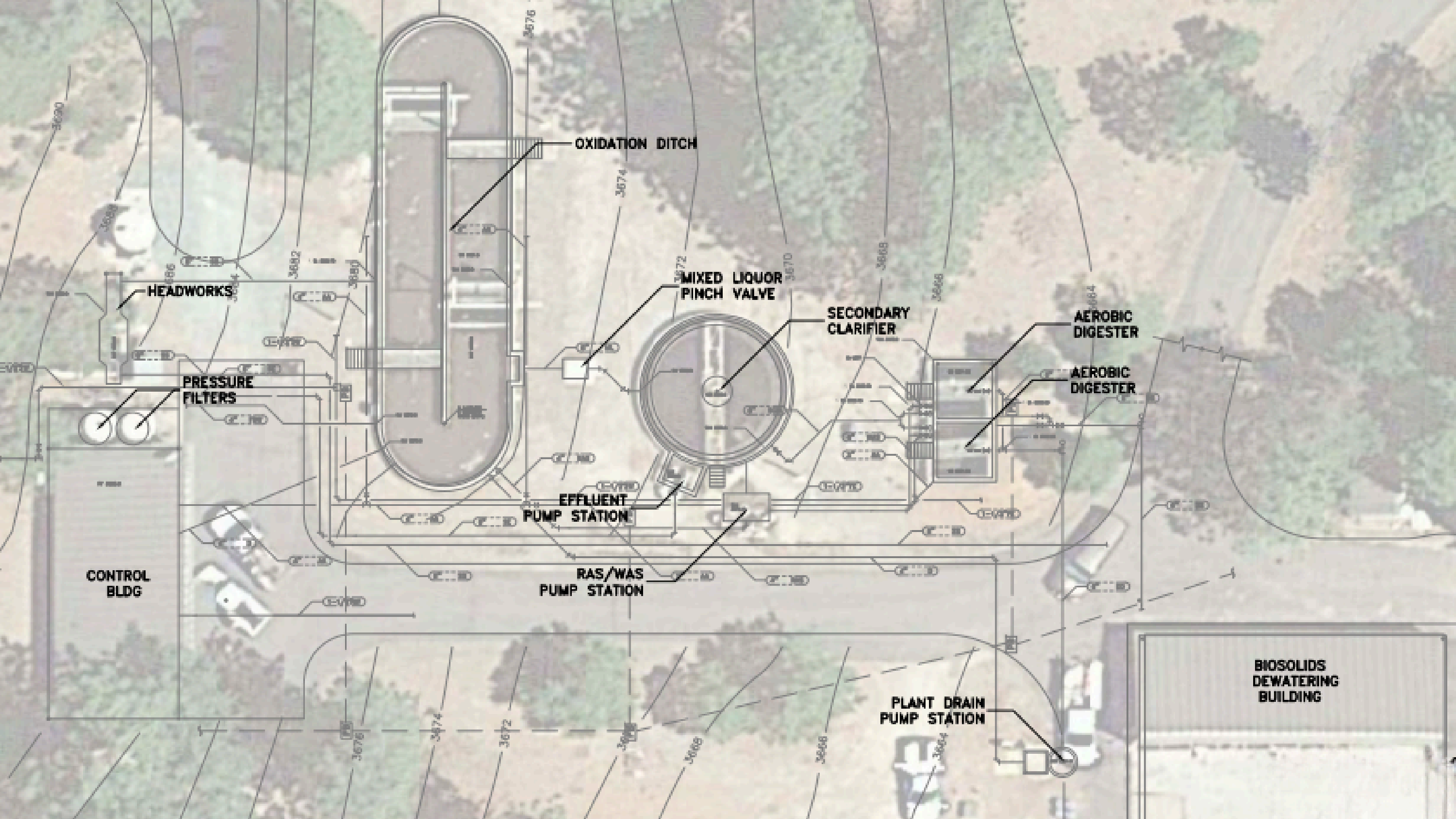
Copper Cove Wastewater Treatment Plant Tertiary Treatment
Improvements
& Facilities Plan
(USACE Section 219 Project – Increment No. 1)
(CIP 15094)

ARNOLD WASTEWATER PROJECT TREATMENT

Arnold Wastewater Secondary Clarifier Improvements Project (CIP 15095)



Arnold Wastewater Treatment Facility
DISTRICT SEWER SERVICE ZONE
Calaveras County Water District



OXIDATION DITCH

HEADWORKS

PRESSURE FILTERS

CONTROL BLDG

MIXED LIQUOR PINCH VALVE

SECONDARY CLARIFIER

AEROBIC DIGESTER

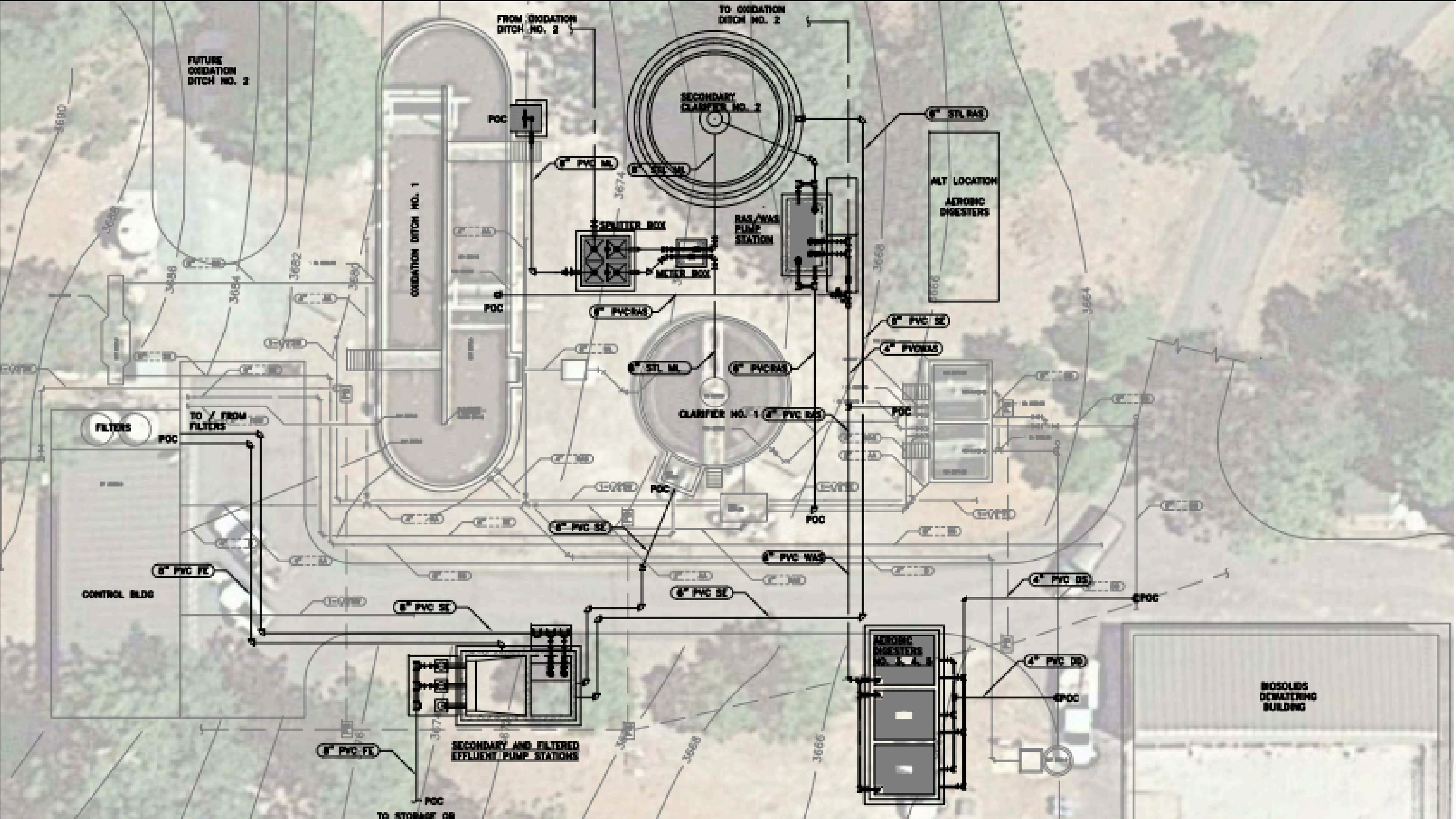
AEROBIC DIGESTER

EFFLUENT PUMP STATION

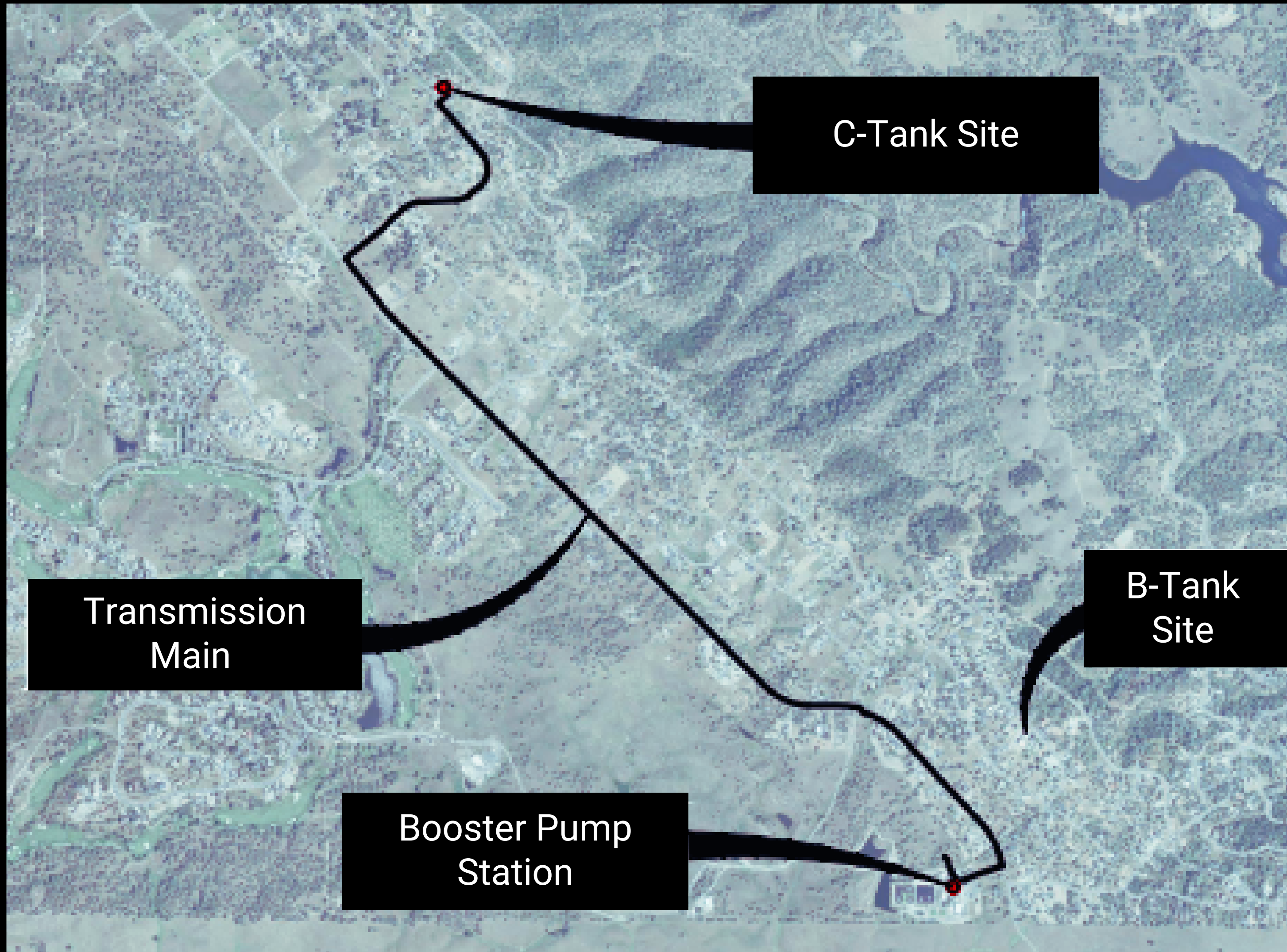
RAS/WAS PUMP STATION

PLANT DRAIN PUMP STATION

BIOSOLIDS DEWATERING BUILDING



Copper Cove
C-Tank
Booster
Pump Station
&
Transmission
Line
(CIP 11122)





WTP

B-Tank Site

C-Tank Site

**Copper Cove C-Tank Booster Pump Station & Transmission Line
(CIP 11122)**

Sawmill Tank Management Program (CIP 11083S)

Interface OHV,
aka White Pines

Calaveras Big Trees State
Park Group Campground

Big Trees

Oak Hollow Campground

Dorrington

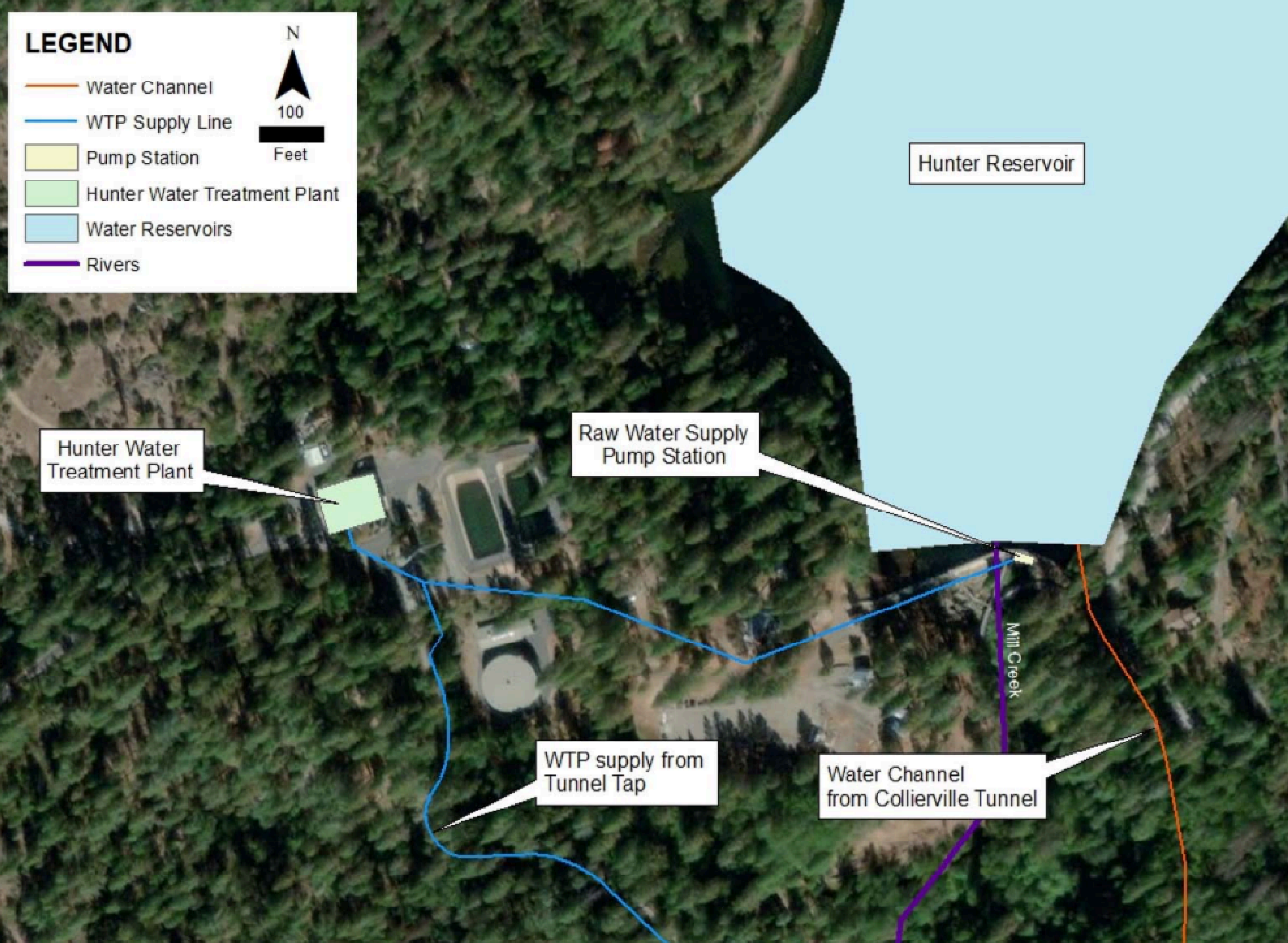
Boards
Crossing

Sierra Nevada
Logging Museum

Arnold



Ebbetts
Pass
Hunters
Raw Water
Intake
Pumps
(CIP 11103)





Ebbetts

Pass

Hunters

Raw Water

Intake

Pumps

(CIP 11103)

Huckleberry Lift Station (CIP 15092)



LOCATION MAP

La Contenta Huckleberry Lift Station

Calaveras County Water District / La Contenta Request for Proposals
February 2024

FIGURE 1



DESIGNED BY	REVISION	DESCRIPTION	DATE	BY
S. GODWIN				
DRAFTED BY				
S. GODWIN				
CHECKED BY				
DATE				
2/15/24				
SCALE				
1" = 10'-0"				
BAR LENGTH ONE INCH ON SIZED DRAWING				



CALAVERAS COUNTY
WATER DISTRICT

120 TOMA COURT
PO BOX 402 BROWNS
SAN ANTONIO, CALIFORNIA 78204
PHONE: (512) 544-3443

HUCKLEBERRY LIFT STATION
IMPROVEMENTS SITE PLAN
PHASE 3 IMPROVEMENT PROJECT
LA CONTENTA WASTEWATER TREATMENT FACILITY

15097
PROJECT NUMBER
C111A
DRAWING NUMBER
- OF -
SHEET NUMBER

Projects in Design & Development

**La Contenta Biolac and Clarifier
(CIP 15097)**

**Lake Tulloch Intertie Project
(CIP 11104)**

**Big Trees Pump Station
(CIP 11108)**

**Ebbetts Pass Larkspur Pump Station
(CIP 11115)**

**Arnold Lift Station 2 and 3
(15115)**

**Copper Cove Lower and Upper Cross Country Sewer
(15116)**

**Jenny Lind A Tank Replacement
(CIP 11119)**

**West Point Drought
(CIP 11129)**

Capital Improvement Program
Schedule of Cash Flow - Water Projects
FY 2025-26 thru FY 2026-2027

Project No	Fund	Water Projects Project Description	Project Budget	Expenses to Date	Projected Balance	FY 24-25 YTD Expenditures	FY 24-25 Remaining Balance	Cash Flow					
								FY 24-25	FY 25-26	FY 26-27	FY 27-28	FY 28-29	FY 29-30
Copper Cove													
11083C	374/323	Copper Cove Tank B/Clearwell	8,600,000	6,465,538	2,134,462	1,049,786	2,950,214	4,000,000	1,000,000	-			
11104	374/125	Lake Tulloch Intertie Project	7,500,000	187,798	7,312,202	100,119	649,881	750,000	-	-	2,250,000	4,500,000	
11122	125	Copper C Tank Trans Pipeline	10,000,000	459,321	9,540,679	180,235	154,765	335,000	4,500,000	4,500,000			
Ebbetts Pass													
11083S	125	Ebbetts Pass Sawmill Tank	3,560,000	122,070	3,437,930	110,939	389,061	500,000	3,000,000				
11103	125	Hunters Raw Water Pumps (Hazard Mitigation)	3,600,000	213,019	3,386,981	7,588	142,412	150,000	3,250,000	-			
11108		Big Trees Pump Stations 4 & 5 Replacement	3,000,000	5,916	2,994,084	-	-	-		500,000	2,000,000	500,000	
11115		Ebbetts Pass Larkspur PS Rehab / Electrical	1,500,000	-	1,500,000	-	-	-		250,000	1,250,000		
11135	Grant	Timber Trails Redwood Water Storage Tank & P/S	3,500,000						500,000	1,500,000	1,500,000		
11083H		Hunters WTP Clearwell Replacement	3,000,000									500,000 2,500,000	
Jenny Lind / Wallace													
11083J	125	Jenny Lind Clearwell #2	700,000	410,726	289,274	311,688	388,312	700,000	-	-			
11088	123	Jenny Lind A-B Transmission Main	13,500,000	4,279,756	9,220,244	2,092,420	3,907,580	6,000,000	5,136,110	-			
11119		Jenny Lind Tanks A Replacement	3,000,000	-	3,000,000	-	-	-	-	500,000	2,500,000		
11083W		Wallace Tanks	1,700,000	173,167	1,500,000	166,147	183,853	350,000	1,350,000	-			
West Point / Wilseyville / Vallecito													
11106		West Point Backup Filter	3,000,000	2,839,003	160,997	16,513	113,487	130,000	-	-			
11134	125	West Point Regulator Repair/Tule Removal	200,000	-	200,000	-	-		200,000	-			
11129	Grant	West Point Drought Water Supply	8,700,000					300,000	2,500,000	5,000,000	900,000		
Other													
		Total Water Projects	\$ 75,060,000	\$ 15,156,315	\$ 44,676,852	\$ 4,035,435	\$ 8,879,565	\$ 13,215,000	\$ 21,436,110	\$ 12,250,000	\$ 10,400,000	\$ 5,500,000 \$ 2,500,000	

Capital Improvement Program
Schedule of Cash Flow - Wastewater Projects
FY 2025-26 thru FY 2029-30

Project No.	Fund	Wastewater Projects Project Description	Project Budget	Expenses to Date	Project Balance	FY 24-25 YTD Expenditures	FY 24-25 Remaining Balance	Cash Flow					
								FY 24-25	FY 25-26	FY 26-27	FY 27-28	FY 28-29	FY 29-30
Arnold / Forest Meadows													
15095	544/525	Arnold Secondary Clarifier/WWTP Improvements	10,300,000	762,831	9,537,169	48,680	674,358	723,038	2,175,000	5,735,000	1,500,000		
15115		Arnold Lift Station 2 & 3 Rehabilitation	3,500,000	-	3,500,000	-	-	-	-	-	800,000	1,500,000	1,200,000
Copper Cove													
15076	523	CC Lift Station 6, 8 & Force Main Bypass	5,500,000	4,777,461	722,539	660,320	1,339,680	2,000,000	-	-			
15080	523	CC Lift Station 15 & 18 Rehab/Replacement	3,600,000	3,563,718	36,282	572,613	427,387	1,000,000	-	-			
15094T	523	CC SAF, Tertiary	1,996,190	1,085,347	910,843	369,447	1,130,553	1,500,000	-	-			
15112	584/525	CC Pond 6 Enlargement	4,543,810	125,507	4,418,303	13,110	654,509	667,619	1,838,096	1,838,096			
15116		CC Lower/Upper X-Country Gravity/Force Main	3,250,000	-	3,250,000	-	-	-	-	-	500,000	2,750,000	
La Contenta/Wallace													
15097	525	LC Biolac, Clarifier	15,000,000	297,269	14,702,731	284,715	465,285	750,000	150,000	4,000,000	8,100,000	2,000,000	
15092B	564/525	Huckleberry Lift Station Improvements	6,000,000	149,025	5,850,975	142,791	257,209	400,000		2,000,000	3,600,000		
		Southworth Treatment Plant Improvements	180,000									180,000	
West Point / Wilseyville / Vallecito													
15091		West Point/Wilseyville Consolidation Project	10,000,000	8,012,327	1,987,673	1,668,863	831,137	2,500,000	-	-			
		West Point Septic Tank Replacements	500,000						-			300,000	200,000
Other													
15109	525	Collections System Rehab and I&I Mitigation	900,000	211,343	688,657	-	150,000	150,000	150,000	150,000	150,000	150,000	150,000
		Total Wastewater Projects	\$ 65,770,000	\$ 19,437,058	\$ 45,652,942	\$ 3,760,538	\$ 5,930,119	\$ 9,690,657	\$ 4,313,096	\$ 13,723,096	\$ 14,650,000	\$ 6,880,000	\$ 1,550,000
TOTAL WATER & WASTEWATER PROJECTS			\$ 140,830,000	\$ 34,593,374	\$ 90,329,794	\$ 7,795,973	\$ 14,809,684	\$ 22,905,657	\$ 25,749,206	\$ 25,973,096	\$ 25,050,000	\$ 12,380,000	\$ 4,050,000

